



Regina  
Humane  
Society



Saskatchewan  
Health Authority

# BE DOG SMART

A Humane Approach to Dog Bite Prevention  
Adaptable Kindergarten - Grade 4 Health  
Education Unit

## Lesson Visuals

Created by The Regina Humane Society  
In Partnership with The Saskatchewan Health  
Authority

## Lesson 2 - Why Dogs Protect

Please click the pictures below to bring you to their YouTube video.



German shepherd saves six-year-old from being attacked by another dog




He doesn't play when it comes to his bone 🐾



Dogs Protect Herd From Wolves Caught in Night Vision | BBC Earth


## Lesson 3 - Do You Speak Dog?

# What is this dog communicating?



## Lesson 3 - Do You Speak Dog?

# This dog is telling you he's happy and relaxed.



## Lesson 3 - Do You Speak Dog?

# Examples of happy, playful dogs:



## Lesson 3 - Do You Speak Dog?

# What is this dog communicating?



## Lesson 3 - Do You Speak Dog?

**This dog is telling you  
he's scared and wants to  
be left alone.**



## Lesson 3 - Do You Speak Dog?

# Examples of anxious dogs:



## Lesson 3 - Do You Speak Dog?

# What is this dog communicating?




## Lesson 3 - Do You Speak Dog?

**The dog is telling you he's angry or upset and wants you to go away.**

Tail is held high, stiff, and may be wagging.

Ears are stiff and pointed forward.



Teeth are bared, lips are curled back, and the dog may be snarling or growling.


## Lesson 3 - Do You Speak Dog?

# Examples of aggressive dogs:



## Lesson 4 - Not All Dogs Feel the Same

# How do these dogs feel about being pet?



## Lesson 4 - Not All Dogs Feel the Same

# How do these dogs feel about being hugged?



## Lesson 4 - Not All Dogs Feel the Same

# How do these dogs feel about children?



## Lesson 4 - Not All Dogs Feel the Same

# How do these dogs feel about swimming?



## Lesson 4 - Not All Dogs Feel the Same

# How do these dogs feel about other dogs?



## Lesson 4 - Not All Dogs Feel the Same

# How do these dogs feel about cats?



## Lesson 5 - Safe Choices, Kind Actions

# Picture 1



## Lesson 5 - Safe Choices, Kind Actions

### Picture 2



## Lesson 5 - Safe Choices, Kind Actions

### Picture 3



## Lesson 5 - Safe Choices, Kind Actions

### Picture 4



## Lesson 5 - Safe Choices, Kind Actions

### Picture 5



## Lesson 5 - Safe Choices, Kind Actions

### Picture 6



## Lesson 5 - Safe Choices, Kind Actions

# Picture 7



## Lesson 5 - Safe Choices, Kind Actions

### Picture 8



## Lesson 5 - Safe Choices, Kind Actions

# Picture 9



## Lesson 5 - Safe Choices, Kind Actions

# Picture 10



## Lesson 5 - Safe Choices, Kind Actions

# Safe Steps to Meeting a Dog

## Step 1 - Asking Permission



**Always ask the owner before touching a dog.  
Say: "May I pet your dog?"**

**If the owner is not here, do not approach the dog.**

## Lesson 5 - Safe Choices, Kind Actions

# Safe Steps to Meeting a Dog

## Step 2 - Letting the Dog Approach



After the owner says it is okay, stand still and let the dog come to you.

- make a quiet body
- hold your hand in a gentle fist
- let the dog sniff the back of the fist

Letting the dog come to you helps the dog feel safe.

## Lesson 5 - Safe Choices, Kind Actions

# Safe Steps to Meeting a Dog

## Step 3 - Petting The Dog on the Chin or Back

Once the dog has sniffed you, if it is showing body language that it's comfortable, pet the dog either under its chin or on its back. Do not:

- pet it on the top of its head
- try to hug it

If the dog is showing signs that it is uncomfortable, stop petting it and give it space.



## Lesson 6 - Choices When Dogs Are Nearby

# Stand Like a Tree



**Stop  
Moving**



**Fold in Your  
Branches**



**Feet  
Together**



**Watch Your  
Roots Grow**



**Stay Quiet  
and Still**

## Lesson 6 - Choices When Dogs Are Nearby

# Lie Like a Log



**Lie  
Face Down**



**Place Hands  
Behind Neck**



**Use Arms  
to Cover Ears**



**Stay Still  
and Quiet**

## Lesson 6 - Choices When Dogs Are Nearby

# If A Dog Bites You



### Tell a Grown-Up Right Away

Tell a teacher, parent, or another trusted adult.

### Wash the Bite

Use soap and water. Cleaning the bite helps keep it from getting infected.

### Cover the Bite

Use a clean, loose bandage.

### See a Doctor or Nurse

A healthcare provider will make sure the bite is treated properly.